


Test report is for reference only.

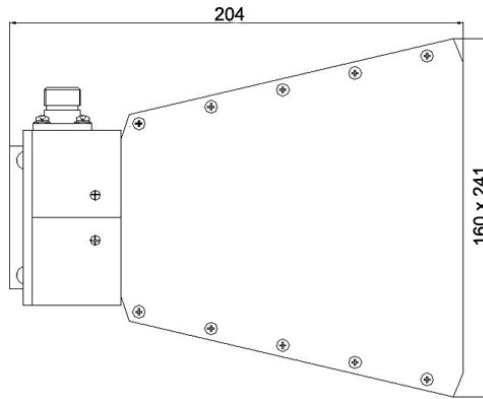
TEST REPORT
for
C & Q TXLB-2080



Technical Specification

Frequency Range	Gain(Typ.)	Polarization	VSWR(Typ.)	Net Weight(Kg)
2-8GHz	10dBi	Linear	2.0:1	1.75 Around

Outline Drawing (Size: mm)



Mounting Bracket (Two Types for Choice)

P/N: JJ-01

Picture	Mounting holes

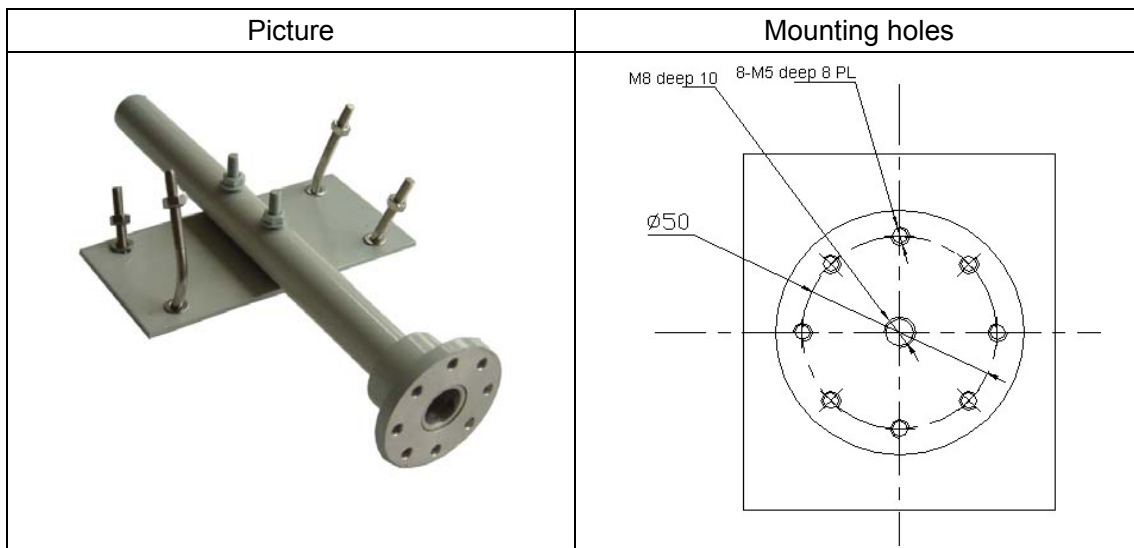
Including the following parts

Item	Name	Specification	Drawing	Quantity pc/set
1	9-hole back plate	Center hole size: $\Phi 8.5\text{mm}$ 8 small hole size: $\Phi 5.5\text{mm}$ Connecting hole for item 2: $\Phi 4.5\text{mm}$, sink Material: Aluminum alloy, Surface treatment: abrasive blasting	-	1
2	Fixing back plate	Screw thread of connecting with the 9-backplane: M4 Screw thread of connecting with tripod: 1/4"-20 Material: Aluminum alloy, Surface treatment: abrasive blasting	-	1

C & Q TXLB-2080
2~8GHz Broadband Horn Antenna

3	M8 internal hexagonal screw	Stainless steel size: L= 23.5mm	-	1
4	M8 spring gasket	Stainless steel	-	1
5	M8 flat gasket	Stainless steel	-	1
6	M5 crossed screw	Stainless steel L=18mm	-	8
7	M5 spring gasket	Stainless steel	-	8
8	M5 flat gasket	Stainless steel	-	8
9	M4 sink screw	Stainless steel L=12mm For connecting item 1 and item 2.	-	2

P/N: JJ-02



Including the following parts

Item	Name	Specification	Drawing	Quantity pc/set
1	Main body of mounting bracket	Using 8-hole flange to connect with antenna Mounting hole diameter: $\Phi 5.5\text{mm}$ Aluminum pole: $\Phi 25\text{mm}$, L=300mm Fixing board size: 160x80x3mm around Clamp distance: 47mm (the shortest) Clamp hole size: 9x6mm, round corner Screw of Fixing the Fixed board and Aluminum pole: 2pcs, M6, 53mm, Each screw has 2pcs spring gasket and flat gasket Aluminum alloy: with white painting	-	1
2	Clamp	Stainless steel: $\Phi 5\text{mm}$ Space between the arms: 54mm Suitable for 32mm~52mm pole	-	2
3	Clamp flat gasket	Stainless steel	-	4
4	Clamp nut	Stainless steel	-	4

Test Instruments

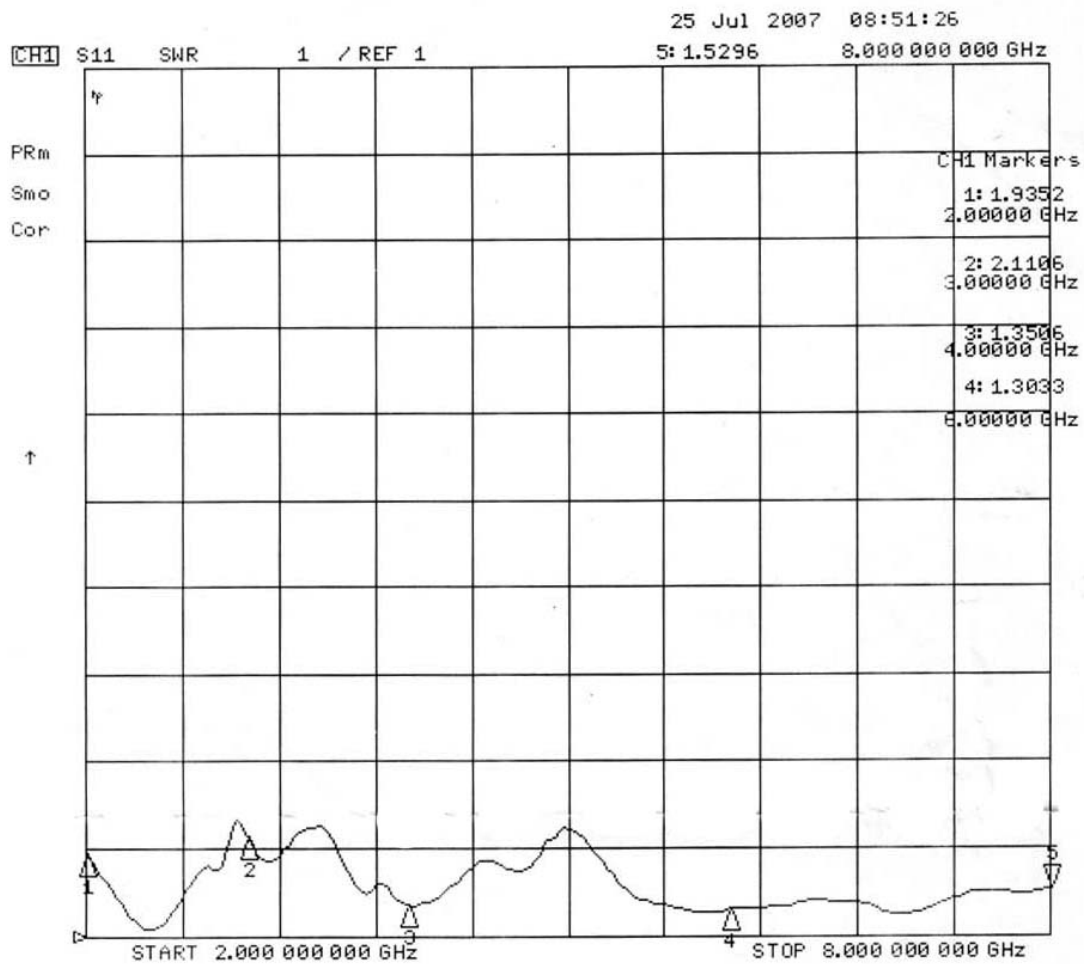
- Agilent 83630B
- AV4033
- HP8720D

Test Results

1. Gain

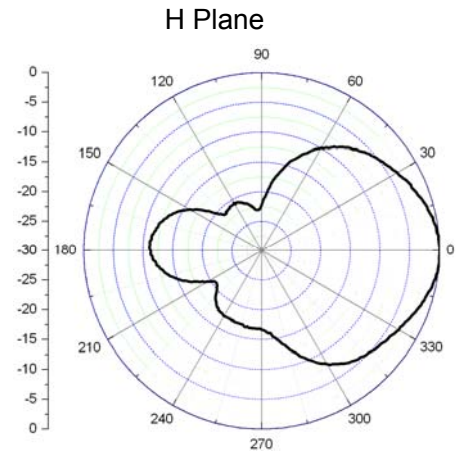
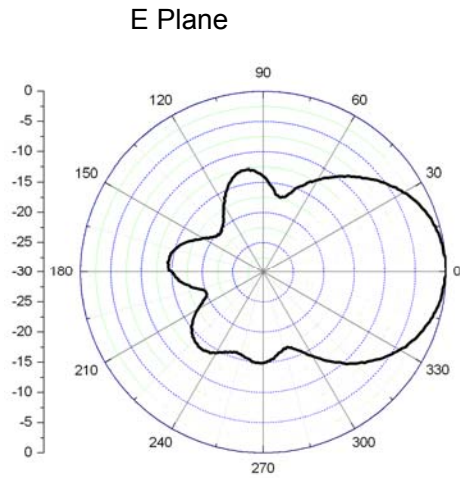
Frequency(GHz)	2	3	4	6	8
Gain(dBi)	7.4	11.4	10.1	12.1	12.2

2. VSWR

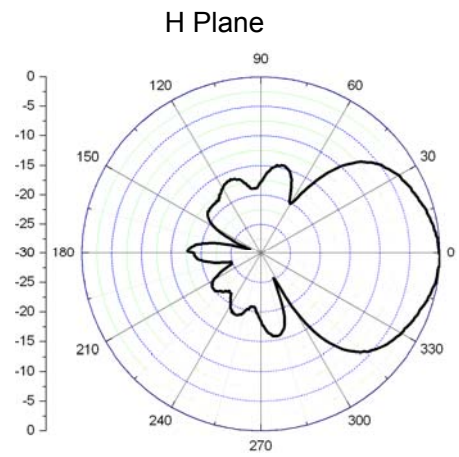
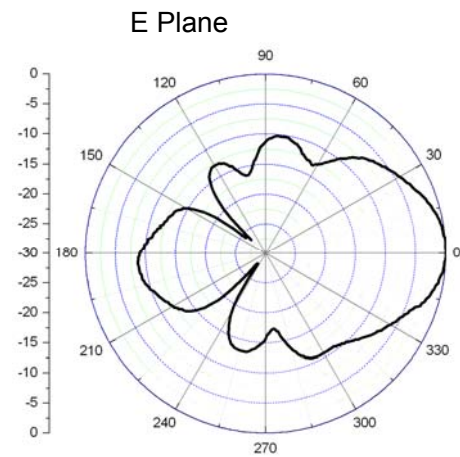


3. Pattern

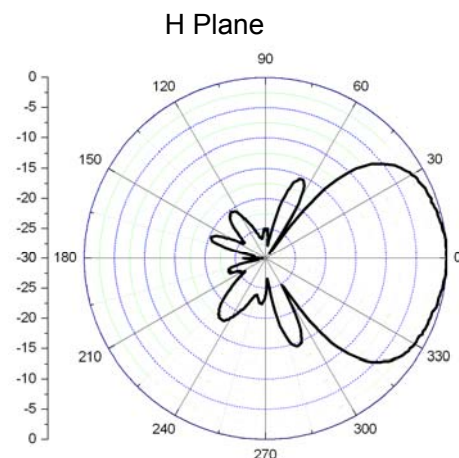
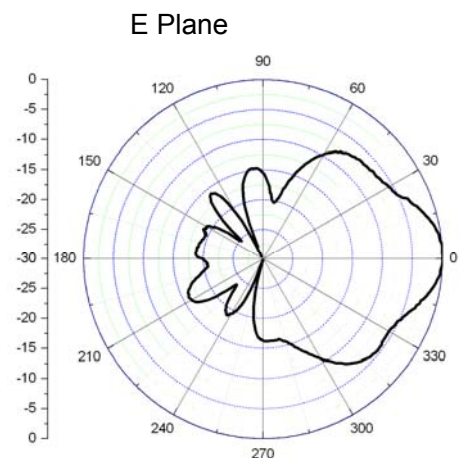
Frequency: 2GHz



Frequency: 3GHz

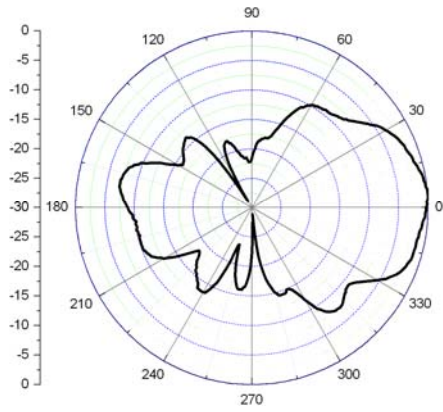


Frequency: 4GHz

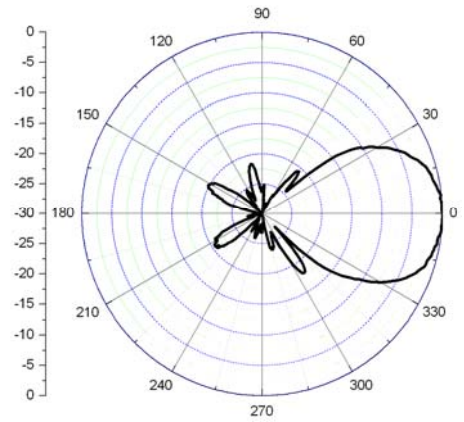


Frequency: 6GHz

E Plane

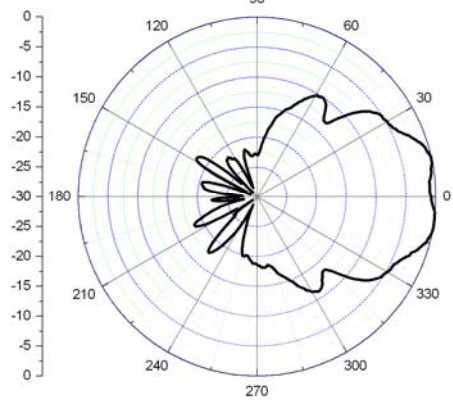


H Plane



Frequency: 8GHz

E Plane



H Plane

